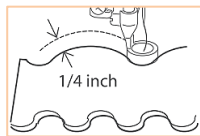


The ¼" RULER FOOT was specifically designed to use with quilting rulers for ruler work.



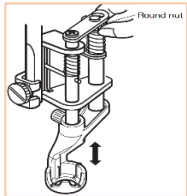
Foot Cup Height

The key point of the foot is the ¼" cup height, the foot moves smoothly alongside the quilting ruler without allowing the ruler to slide over or under the foot.



Stitching Line when using Quilt Ruler

When stitching with a quilt ruler, the needle drops a ¼ inch away from the ruler to create the quilting line.



Adjustable Presser Foot Height

You can adjust the height of the foot to match the fabric by turning the round nut on the foot.



Front and Side of Foot are V-Shaped

The V-shaped gaps in the foot greatly improve visibility. The gaps on the front and side of the foot make it easier to see around the needle helping increase the accuracy of your work. The side gap is good for when using the sewing machine side on.



Useful Marks on the Foot

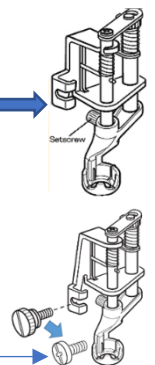
Marks on the foot can be used to determine the center point of the foot, helping to create accurate ruler work designs!

Tips when using the Ruler Work Foot

1. Turn the handwheel to lower the needle when the presser foot is raised, and the foot is set to a high position. *Please do not use the needle up/down button as the needle bar may hit the foot.*
2. Use foot with the needle in centre needle position and the feed dogs down.
3. The high shank foot cannot be used with sewing machines, on which, the presser bar automatically moves up and down when free-motion quilting. (MC11000, MC10000, MC9900, MC9850, MC9700, MC9500)
4. When using some 7mm low shank models, the larger type setscrew may hit the quilting ruler so changing to the smaller type setscrew as shown on the right is recommended: PN 660106001
5. Use with 4.5 mm thickness quilting rulers compatible with Janome sewing machines. Can use Janome Ruler Work Kit PN: RWK001
6. Using the straight stitch needle plate is recommended for better results when using high/low shank horizontal rotary hook models.



Needle up/down button



PN: 202-442-000
¼" RULER WORK FOOT
For Low Shank Top Loading
Horizontal Rotary Hook Models
(7 mm maximum width)



PN: 202-441-009
¼" RULER WORK FOOT
For High Shank Top Loading
Horizontal Rotary Hook Models
(9mm/7mm maximum width)
Excluding MC15000QM, MC9450QCP,
CM7P, Upgraded MC150000 to QM
and Upgraded MC9400QCP



PN: 767-441-005
¼" RULER WORK FOOT
For High Speed Straight Stitch
Models (incl. Darning plate)

*Other than the parts shown in the images above, no other attachments are required.

Janome Ruler Work Kit


Part Number: RWK001

Janome's **EXCLUSIVE** Janome Ruler Work Kit is compatible with all Janome Ruler Work Feet.



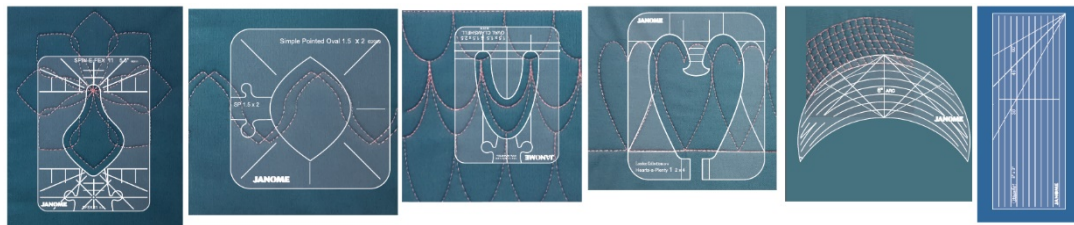
Ruler Work Kit includes

- ⌘ Instructional DVD (with project template folder)
- ⌘ Instruction booklet
- ⌘ 6 x Ruler templates (4.5mm)
- ⌘ 8.5" Cross Hair Ruler Marking Tool



NOTE

The above image is a Template Folder which is a project you can make using the Kit Rulers. DVD in Kit shows you how.



This Ruler Work Kit is exclusive to Janome. All Ruler templates are 4.5mm and compatible with Janome Ruler Work Feet.

Exclusively Compatible with the following Ruler Work Feet:

| | |
|-------------|---|
| 202 441 009 | 1/4" Ruler Work Foot (High Shank models) |
| 202 442 000 | 1/4" Ruler Work Foot (Low Shank models) |
| 767 441 005 | 1/4" Ruler Work Foot Set (foot & darning plate) HD9 |



Note: Models which come with a Ruler Work Foot as a standard accessory are:

(All below models are compatible with the Janome Ruler Work Kit.)

- MC15000QM and MC15000 upgraded to QM (paid Upgrade)
- MC9450QCP and MC9400QCP upgraded (paid Upgrade)
- Continental M7 Professional (CM7P)